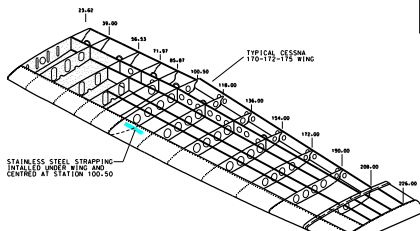


SPAR REINFORCEMENT AT STATION 100.50 for C-170-172-175 SERIES AIRCRAFT

DO NOT APPLY THIS MODIFICATION TO AIRCRAFT WITH "WET WING"

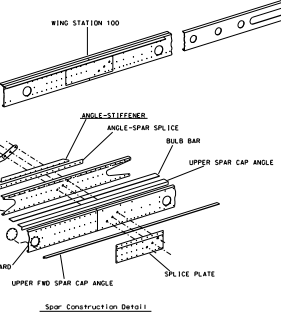
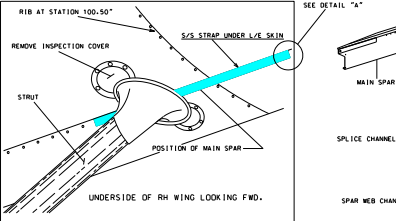
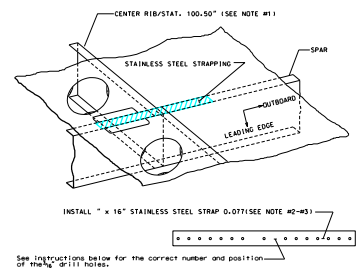


PART B - Stainless Steel Strap Installation (Refer to 224-11, 224-12, 224-13, 224-14, 224-15, 224-16, 224-17, 224-18, 224-19, 224-20, 224-21, 224-22, 224-23, 224-24, 224-25, 224-26, 224-27, 224-28, 224-29, 224-30, 224-31, 224-32, 224-33, 224-34, 224-35, 224-36, 224-37, 224-38, 224-39, 224-40, 224-41, 224-42, 224-43, 224-44, 224-45, 224-46, 224-47, 224-48, 224-49, 224-50, 224-51, 224-52, 224-53, 224-54, 224-55, 224-56, 224-57, 224-58, 224-59, 224-60, 224-61, 224-62, 224-63, 224-64, 224-65, 224-66, 224-67, 224-68, 224-69, 224-70, 224-71, 224-72, 224-73, 224-74, 224-75, 224-76, 224-77, 224-78, 224-79, 224-80, 224-81, 224-82, 224-83, 224-84, 224-85, 224-86, 224-87, 224-88, 224-89, 224-90, 224-91, 224-92, 224-93, 224-94, 224-95, 224-96, 224-97, 224-98, 224-99, 224-100)

INSTRUCTIONS
 224-11 Installation of stainless steel strap reinforcement if required.
 224-12 Installation of stainless steel strap reinforcement if required.
 224-13 Installation of stainless steel strap reinforcement if required.
 224-14 Installation of stainless steel strap reinforcement if required.
 224-15 Installation of stainless steel strap reinforcement if required.
 224-16 Installation of stainless steel strap reinforcement if required.
 224-17 Installation of stainless steel strap reinforcement if required.
 224-18 Installation of stainless steel strap reinforcement if required.
 224-19 Installation of stainless steel strap reinforcement if required.
 224-20 Installation of stainless steel strap reinforcement if required.
 224-21 Installation of stainless steel strap reinforcement if required.
 224-22 Installation of stainless steel strap reinforcement if required.
 224-23 Installation of stainless steel strap reinforcement if required.
 224-24 Installation of stainless steel strap reinforcement if required.
 224-25 Installation of stainless steel strap reinforcement if required.
 224-26 Installation of stainless steel strap reinforcement if required.
 224-27 Installation of stainless steel strap reinforcement if required.
 224-28 Installation of stainless steel strap reinforcement if required.
 224-29 Installation of stainless steel strap reinforcement if required.
 224-30 Installation of stainless steel strap reinforcement if required.
 224-31 Installation of stainless steel strap reinforcement if required.
 224-32 Installation of stainless steel strap reinforcement if required.
 224-33 Installation of stainless steel strap reinforcement if required.
 224-34 Installation of stainless steel strap reinforcement if required.
 224-35 Installation of stainless steel strap reinforcement if required.
 224-36 Installation of stainless steel strap reinforcement if required.
 224-37 Installation of stainless steel strap reinforcement if required.
 224-38 Installation of stainless steel strap reinforcement if required.
 224-39 Installation of stainless steel strap reinforcement if required.
 224-40 Installation of stainless steel strap reinforcement if required.
 224-41 Installation of stainless steel strap reinforcement if required.
 224-42 Installation of stainless steel strap reinforcement if required.
 224-43 Installation of stainless steel strap reinforcement if required.
 224-44 Installation of stainless steel strap reinforcement if required.
 224-45 Installation of stainless steel strap reinforcement if required.
 224-46 Installation of stainless steel strap reinforcement if required.
 224-47 Installation of stainless steel strap reinforcement if required.
 224-48 Installation of stainless steel strap reinforcement if required.
 224-49 Installation of stainless steel strap reinforcement if required.
 224-50 Installation of stainless steel strap reinforcement if required.
 224-51 Installation of stainless steel strap reinforcement if required.
 224-52 Installation of stainless steel strap reinforcement if required.
 224-53 Installation of stainless steel strap reinforcement if required.
 224-54 Installation of stainless steel strap reinforcement if required.
 224-55 Installation of stainless steel strap reinforcement if required.
 224-56 Installation of stainless steel strap reinforcement if required.
 224-57 Installation of stainless steel strap reinforcement if required.
 224-58 Installation of stainless steel strap reinforcement if required.
 224-59 Installation of stainless steel strap reinforcement if required.
 224-60 Installation of stainless steel strap reinforcement if required.
 224-61 Installation of stainless steel strap reinforcement if required.
 224-62 Installation of stainless steel strap reinforcement if required.
 224-63 Installation of stainless steel strap reinforcement if required.
 224-64 Installation of stainless steel strap reinforcement if required.
 224-65 Installation of stainless steel strap reinforcement if required.
 224-66 Installation of stainless steel strap reinforcement if required.
 224-67 Installation of stainless steel strap reinforcement if required.
 224-68 Installation of stainless steel strap reinforcement if required.
 224-69 Installation of stainless steel strap reinforcement if required.
 224-70 Installation of stainless steel strap reinforcement if required.
 224-71 Installation of stainless steel strap reinforcement if required.
 224-72 Installation of stainless steel strap reinforcement if required.
 224-73 Installation of stainless steel strap reinforcement if required.
 224-74 Installation of stainless steel strap reinforcement if required.
 224-75 Installation of stainless steel strap reinforcement if required.
 224-76 Installation of stainless steel strap reinforcement if required.
 224-77 Installation of stainless steel strap reinforcement if required.
 224-78 Installation of stainless steel strap reinforcement if required.
 224-79 Installation of stainless steel strap reinforcement if required.
 224-80 Installation of stainless steel strap reinforcement if required.
 224-81 Installation of stainless steel strap reinforcement if required.
 224-82 Installation of stainless steel strap reinforcement if required.
 224-83 Installation of stainless steel strap reinforcement if required.
 224-84 Installation of stainless steel strap reinforcement if required.
 224-85 Installation of stainless steel strap reinforcement if required.
 224-86 Installation of stainless steel strap reinforcement if required.
 224-87 Installation of stainless steel strap reinforcement if required.
 224-88 Installation of stainless steel strap reinforcement if required.
 224-89 Installation of stainless steel strap reinforcement if required.
 224-90 Installation of stainless steel strap reinforcement if required.
 224-91 Installation of stainless steel strap reinforcement if required.
 224-92 Installation of stainless steel strap reinforcement if required.
 224-93 Installation of stainless steel strap reinforcement if required.
 224-94 Installation of stainless steel strap reinforcement if required.
 224-95 Installation of stainless steel strap reinforcement if required.
 224-96 Installation of stainless steel strap reinforcement if required.
 224-97 Installation of stainless steel strap reinforcement if required.
 224-98 Installation of stainless steel strap reinforcement if required.
 224-99 Installation of stainless steel strap reinforcement if required.
 224-100 Installation of stainless steel strap reinforcement if required.

Item #	Description	Gauge
18	Channel Front Spar/Board L/R or R/H	0.065
8	Channel Front Spar Splice L/R or R/H	0.040
10	Angle Front Spar Splice	0.090
12	Angle Stiffener L/R or R/H	0.090
skin	Underwing skin	0.025
skin	Leading Edge skin	0.025
Combined thickness required at foot of spar channel		0.335

UNDERSIDE OF WING AT STATION 100.50



NOTE: #1 Station 100.50 is at the outboard vertical portion of the spar rib and should coincide with the spar rib (see DETAIL "B"). #2 In order to maintain the desired strength in the spar splice a minimum of 171 rivets (inboard and 171 rivets outboard of Station 100.50) are required. #3 The actual hole positions as marked may not align perfectly down the center of the template this is normal and may vary slightly with each aircraft.

Parts Required Per Aircraft (NORMALLY SUPPLIED IN KIT)

Part Number	Qty.	Description
SS-12-07	2	Stainless Steel Strap
CR-3213-6-7	2	Universal Head CherryMax Rivet Epoxy Primer

CAUTION

- Modification is MANDATORY on some aircraft only. Refer to instructions and chart to determine applicability.
- The modification when carried out must be completed on both wings.
- The (2) stainless steel straps provided in kit have defined straight specifications and may be installed as per instructions.
- Use only materials supplied. If another strap is required contact the manufacturer.
- Installation may be carried out in approved sheet metal shops using recognized procedures and techniques.

MATERIAL REQUIRED FOR BOTH WINGS QUANTITY

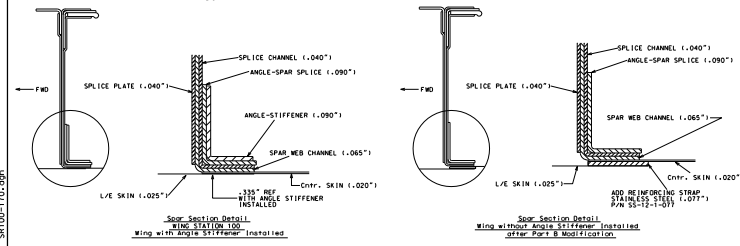
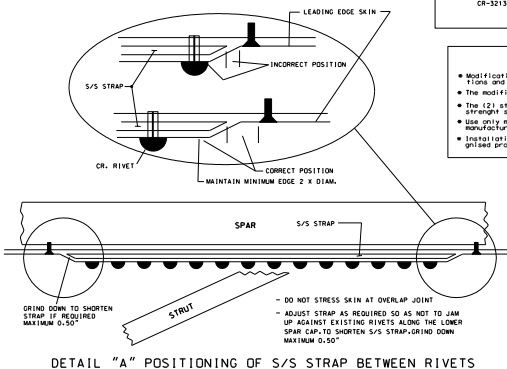
FOR A COMPLETE LIST OF MATERIALS SUPPLIED IN THIS KIT REFER TO THE ATTACHED SHIPPING CHECK LIST FORM 452.425

TITLE: INSTALLATION INSTRUCTIONS FOR SPAR REINFORCEMENT AT WING STATION 100.00 NOT APPLICABLE TO 172B & 172S WET WING AIRCRAFT

SCALE:	WEIGHT:	DATE:	REV:
N/D SCALE	1.1485	35.30	20-2005

QTY:	NUMBER:	SPAR REINFORCEMENT:	FOR BOTH WINGS
SR100-170-172-175	1.1lbs.	AT WING STATION 100.50	

DESIGN BY: AIR RESEARCH TECHNOLOGY INC. P. F. CABAN



This document was created with Win2PDF available at <http://www.win2pdf.com>.
The unregistered version of Win2PDF is for evaluation or non-commercial use only.
This page will not be added after purchasing Win2PDF.